



JINDAL ADARSH GRAMYA BHARTI

HR. SEC. SCHOOL, KIRODIMAL

NAGAR

SUMMER VACATION HOMEWORK

- 2026

CLASS - I

CBSE

Holiday Homework / Weekly Plan

1st Week

Date / Day	Plan
1st May - Friday	EVS: Draw and label 5 sense organs in your notebook. Hindi: सभी मात्राओं (स्वर) के तीन-तीन शब्द लिखिए।
4th May - Monday	Maths: Forward counting from 1 to 100. Eng: Noun (Name, Place, Animal, Thing). Draw or paste 2 pictures of each & name them. Ex- Person (Teacher, Boy).
5th May - Tuesday	Maths: Worksheet (M-1) Hindi: वर्णमाला लिखिए। अपने पसंद के किसी 5 वर्णों के चित्र बनाइए या चिपकाकर नाम लिखिए।
6th May - Wednesday	EVS: Worksheet [EVS-1] Art: Drawing and colouring with crayons like scenery of sea-beach, village, etc.
7th May - Thursday	G.K.: Draw or Paste any 5 fruits and 5 vegetables and write its name.
8th May - Friday	Eng: Speaking activity. Show and tell about your favourite fruit (5 lines). Send video of it.

2nd Week

Date / Day	Plan
11th May - Monday	Hindi: Worksheet (H-1)
12th May - Tuesday (Online)	Maths: Using matchsticks students have to write and paste numbers 1 to 10 in Roman number in A-4 size page. [Send picture of it]
13th May - Wednesday	Eng: Alphabetic practice write A to Z (capital and small letters). Draw one picture of any 5 alphabets which you like the most.
14th May - Thursday	Art: Clay Moulding: Make any two things with clay (Ex- flower, fruit, ball, leaf etc.) [Send picture]
15th May - Friday	Maths: See the things around you and collect any 6 items. Arrange the objects accordingly in Ascending & Descending order. Send pictures or videos of it. Ex- eraser, pencil, bottle etc.

3rd Week

Date / Day	Plan
18th May - Monday	Maths: Draw and write 5 basic (2D) shapes like circle, triangle with its name. (Circle, Square)
19th May - Tuesday	G.K.: Worksheet (G.K. 1)
20th May - Wed.	Eng: Worksheet [E-1] unseen passage
21st May - Thursday	EVS: Draw and colour the traffic lights suitably and write the rules of traffic lights.

22nd May - Friday

Art:

Creativity with newspaper - Create any simple craft item using old newspaper (Photo-frame, wall hanging).

Hindi:

अपनी हिंदी किताब से कोई-1 कविता याद करें और उसकी वीडियो भेजें।

4th Week

Date / Day	Plan
25th May - Monday	Hindi: अपनी पसंद की चीज (जैसे खिलौना, खाने की वस्तु आदि) और उस पर रंग भरकर उसके बारे में तीन पंक्तियाँ लिखिए।
26th May - Tuesday	Maths: Worksheet (M-2) G.K.: Draw or paste any 5 National symbols with its name.
28th May - Thursday	Eng: Read any one story (with the help of your parents) and write 10 difficult words from it.
29th May - Friday	EVS: Do some exercise (yoga) and send the pictures of that pose. Ex- Refer EVS-2 image.

5th Week

Date / Day	Plan
1st June - Monday	EVS: Write the things what your mother and father likes in a box (Ex- colour, dish, dress, season, drink, game, sweet-dish, place etc.)
2nd June - Tuesday	Art: Draw 5 animals using shapes. Make one useful or decorative item using waste materials available at home. Colour it in your drawing copy.
3rd June - Wed.	Eng: Make 5 sentences using "This is...". Ex- This is a ball.
4th June - Thursday	Hindi: Worksheet [H-2] Eng:

	<p>Draw and colour your favourite toy (Ex- doll, teddy, car) and write 5 sentences.</p>
5th June - Friday	<p>G.K.: Draw or paste flag of any 5 countries. Write name of the country. [H-3]</p> <p>Hindi: श्रुतलेख लिखकर याद करें।</p> <p>EVS: Do some environmental related activity like planting trees, watering plants, feeding birds/ animals, keep water for birds and send small video clips/photos.</p>

6th Week

Date / Day	Plan
8th June - Monday	Eng: Spell bee words [E-2]
9th June - Tuesday	Art: Create any animal face using paper, plastic plate and colour it beautifully.
10th June - Wednes.	Maths: Worksheet [M-3]
11th June - Thurs.	Eng: Worksheet [E-2]
12th June - Friday	EVS: Make a value tree and write all the values you have learnt in your vacation and complete your value tree [V.T.] in drawing.

Instructions:

- Maintain a separate C.W. copy (Class Work copy).
- Maintain Art / Drawing copy.
- If any craft or art material is needed, do accordingly.
- Worksheets: Either copy them down or take printouts, solve them, and paste them in the C.W. copy.
- Videos of cursive / yoga / music classes to be followed attentively.
- During activities, take pictures. On Saturday, teacher will ask you to send them in the group.

EVS-1

My Body

Write any function of the given body part:

eyes: _____

nose: _____

ears: _____

fingers: _____

mouth: _____

hand: _____

leg: _____

Did you know?
Our eyes are always
the same from birth.



Meet my friends. Answer their questions.



1. I am John. I am eating. Which body part/parts am I using?

2. I am Mohan. I am skipping. Which body part/parts am I using?



3. I am Sita. I am writing. Which body part/parts am I using?

4. I am Rohan. I am playing football. Which body part/parts am I using?



Skill: Functions of parts of our body

M-1

Name: _____

Date: _____

WHAT IS LONG WHAT IS ROUND

CLASS 1
WORKSHEET

Look at the pictures below. If the object is **LONG**, put a ✓ in the **LONG** box.
If the object is **ROUND**, put a ✓ in the **ROUND** box.

LONG



ROUND




Match the following

Top



Below



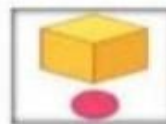
Above



Outside



Inside



H-1

“आ” की मात्रा वाले शब्द

बाजार काला छाता दाना जाल गाजर माता आनार आम

खानदान बलवान आधार खास आसमान लाल काका

मतवाला आहाता नाला कार आहार पास दाना

छा + ता =.....

दा + ना =.....

का + ला =.....

जा + ल =.....

मा + ता =.....

बा + जा + र =

खा + स =.....

दा + ना =

ला + ल =.....

गा + ज + र =

का + का =.....

आ + ना + र =

आ + म =.....

आ + धा + र =

ना + ला =.....

आ+स+मा+न =

का + र =.....

आ+हा+ता =

पा + स =.....


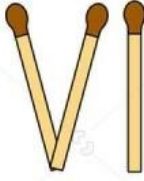
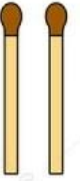

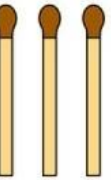


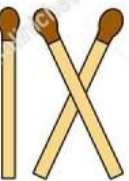


ब+ल+वा+न =.....

आ + हा + र =.....

खा+न+दा+न =

म+त+वा+ला =


Refer this picture for Roman Numbers

	1		6
	2		7
	3		8
	4		9
	5		10

E-1

A Cat and a Rat

Tonny has a cat
The cat has a rat
The rat ran from the cat
The rat ran at Tonny
Tonny ran from the cat



1. Who ran from the cat?

2. Who has a rat?

3. Who ran from the rat?

4. Who has a cat?

GK-1








GENERAL KNOWLEDGE WORKSHEET CLASS 1







Name: _____

Date: _____

1. Identify the Picture & Write the Name.

- a)  _____
- b)  _____
- c)  _____
- d)  _____
- e)  _____

2. Match the Picture with the Correct Word.

-  • Apple
-  • Cat
-  • Banana
-  • Bicycle

3. Choose the Correct Answer (Circle the Picture).

1. Which one is a fruit?






2. Which one can fly?




3. Which one is used to travel?



4. Identify Where They Live.

-  → _____ (water / sky)
-  → _____ (forest / home)
-  → _____ (farm / jungle)

5. Color the Correct Object.



6. Tick (✓) the Good Habits.

1. Brushing teeth



2. Throwing garbage in dustbin



3. Eating too many chocolates



Be Good ★ Learn Good ★ Do Good



M-2

Name: _____

Date: _____

ADDITION & SUBTRACTION

Draw circles to solve the problems.

ADDITION

Draw circles to show the two numbers. Then write the total.

1. $3 + 2 =$ + = _____

2. $4 + 3 =$ + = _____

3. $1 + 5 =$ + = _____

4. $2 + 4 =$ + = _____

5. $3 + 1 =$ + = _____

SUBTRACTION

Draw circles to show the first number. Cross out to take away the second number. Then write how many are left.

1. $5 - 2 =$ - = _____

2. $4 - 1 =$ - = _____

3. $3 - 2 =$ - = _____

4. $5 - 3 =$ - = _____

5. $4 - 2 =$ - = _____

H-2

अपठित गद्यांश

रमा बहुत खुश थी। उसका जन्मदिन था। उसने अपने दोस्तों को बुलाया और सभी को मिठाई और उपहार दिए। दोस्तों ने रमा को बधाई दी और साथ में मिठाई खाई। रमा ने सभी को धन्यवाद कहा।

प्रश्न:

- रमा खुश क्यों थी ?

- रमा ने अपने दोस्तों को क्या दिया ?

- रमा ने किसे धन्यवाद कहा?



H-3



30 शब्दों का श्रुतलेख



1. स्कूल		11. अध्यापक		21. रंग	
2. किताब		12. छात्र		22. ब्रश	
3. कुर्सी		13. पुस्तकालय		23. पानी	
4. मेज़		14. घंटी		24. टिफिन	
5. बैग		15. घड़ी		25. खेल का मैदान	
6. पेंसिल		16. दीपक		26. झंडा	
7. रबर		17. चॉक		27. फूल	
8. ब्लैकबोर्ड		18. ग्लू		28. पौधा	
9. खिड़की		19. कैंची		29. सूरज	
10. दरवाज़ा		20. पेन		30. बादल	



10 शब्द और उनके अर्थ



1. दोस्त



वह व्यक्ति जिससे हम प्रेम करते हैं।

2. घर



जहाँ हम रहते हैं, उसे घर कहते हैं।

3. माँ



वह जो हमें जन्म देती है और हमारा ध्यान रखती है।

4. पेड़



एक बड़ा पौधा जिसकी शाखाएँ और पत्तियाँ होती हैं।

5. गेंद



यह गोल होती है और खेलने के काम आती है।

6. खाना



भूख मिटाने के लिए खाया जाने वाला पदार्थ।

7. गाड़ी



यह चलने का साधन है।

8. नदी



बहता हुआ पानी जिसका रास्ता निश्चित होता है।

9. पक्षी



वह जीव जो उड़ सकता है और अंडे देता है।

10. किताब



जिसमें पढ़ने के लिए कहानियाँ या जानकारी लिखी होती है।

EVS-2 yoga poses images

 <p>DOWNWARD DOG</p>	 <p>HEAD TO KNEE</p>	 <p>SNAKE</p>	 <p>FROG</p>
 <p>WARRIOR 2</p>	 <p>BUTTERFLY</p>	 <p>BOAT</p>	 <p>CAT</p>
 <p>CAMEL</p>	 <p>STAR</p>	 <p>TRIANGLE</p>	 <p>SUN LUNGE</p>
 <p>EXTENDED CAT</p>	 <p>COBRA</p>	 <p>BOW</p>	 <p>BACKBEND</p>
 <p>LOTUS</p>	 <p>CHILD'S POSE</p>	 <p>DANCE</p>	 <p>EXTENDED HEAD TO BIG TOE</p>

E-2



30 Spelling Bee Words



1. Chair		11. Notebook		21. Water	
2. Table		12. Lamp		22. Lunch	
3. Window		13. Blackboard		23. Book	
4. Door		14. Chalk		24. Paper	
5. School		15. Teacher		25. Glue	
6. Bag		16. Student		26. Scissors	
7. Pencil		17. Library		27. Paint	
8. Eraser		18. Playground		28. Brush	
9. Ruler		19. Bell		29. Stapler	
10. Crayon		20. Clock		30. File	



10 Words with Meanings



1. Happy



Feeling or showing joy.

2. Jump



To push yourself off the ground.

3. Soft



Easy to touch or not hard.

4. Bright



Shining with strong light.

5. Quiet



Making very little noise.

6. Small



Not big; of little size.

7. Clean



Free from dirt or mess.

8. Cold



Having a low temperature.

9. Kind



Being nice and helpful to others.

10. Full



Having no empty space.

E-3

Vowels

English Language has 5 vowels namely A, E, I, O, U. Following activities have to be done as per the given instructions using these 5 vowels. The first one is done for you as an example.

A) Circle the vowels in the given words.

1. BALL

6. ELEPHANT

11. FISH

2. APPLE

7. WATER

12. TOM

3. CAT

8. HEIGHT

13. NAUGHTY

4. KNIFE

9. UNDER

14. UMBRELLA

5. TOMATO

10. KNOT

15. OCEAN

B) Fill in the blanks with the missing vowels.

1. C _ _ T

11. R _ _ N G

2. R _ _ T

12. F _ _ G H T

3. T _ _ P

13. J _ _ M P

4. N _ _ T

14. J _ _ W

5. R _ _ N

15. J _ _ B

6. F _ _ T

16. W _ _ S H

7. P _ _ T

17. M _ _ N

8. F _ _ S H

18. N _ _ T _ _

9. C _ _ P _ _

19. W H _ _ T

10. R _ _ M E

20. W _ _ M A N

C) Fill in the blanks with words containing atleast one vowel.

1. I _____ fish.

2. Ram loves to play with _____.

3. How is your _____?

4. Where do you _____?

5. My friend has a white _____.

6. Reena has _____ friends.

M-3

Name: _____

Date: _____

NUMBERS WORKSHEET

Read each question carefully and write the correct answer.

1. ASCENDING ORDER

Write the numbers in ascending order (smallest to greatest).

- a) 7, 2, 9, 4 → _____, _____, _____, _____
- b) 15, 8, 12, 5 → _____, _____, _____, _____
- c) 23, 11, 17, 4 → _____, _____, _____, _____
- d) 30, 18, 25, 10 → _____, _____, _____, _____

2. DESCENDING ORDER

Write the numbers in descending order (greatest to smallest).

- a) 6, 3, 8, 1 → _____, _____, _____, _____
- b) 14, 7, 20, 9 → _____, _____, _____, _____
- c) 19, 11, 16, 5 → _____, _____, _____, _____
- d) 27, 13, 21, 6 → _____, _____, _____, _____

3. AFTER, BEFORE & BETWEEN

Write the number that comes after, the number that comes before and the number that comes between.

	AFTER (comes after)	BEFORE (comes before)	BETWEEN (comes between)
a) 17, 19	17 → _____	19 → _____	17, _____, 19
b) 34, 36	34 → _____	36 → _____	34, _____, 36
c) 89, 91	89 → _____	91 → _____	89, _____, 91
d) 100, 102	100 → _____	102 → _____	100, _____, 102

4. GREATER THAN, SMALLER THAN & EQUAL TO

Write the correct sign (>, < or =).

GREATER THAN (>)	SMALLER THAN (<)	EQUAL TO (=)
a) 45 _____ 32	a) 12 _____ 25	a) 33 _____ 33
b) 89 _____ 56	b) 43 _____ 31	b) 50 _____ 40
c) 67 _____ 67	c) 17 _____ 29	c) 78 _____ 78
d) 21 _____ 18	d) 60 _____ 75	d) 22 _____ 23

GK-2



Beach Color by Number Worksheet

Name _____



Color Key

- | | | | | | |
|---|-------------|---|-------|---|------------|
| 1 | brown | 2 | green | 3 | white |
| 4 | blue | 5 | gray | 6 | orange |
| 7 | light brown | 8 | red | 9 | light blue |

EVS-VT

